



Fiscal Stability Treaty Referendum Opinion Poll

18th May 2012

Prepared for:

paddypower.com

Job No: 01912

MUST BE INCLUDED

Methodology and Weighting



- RED C interviewed a random sample of 1005 adults aged 18+ by telephone between the 14th to 16th May 2012.
- A random digit dial (RDD) method is used to ensure a random selection process of households to be included – this also ensures that ex-directory households are covered.
- Half of the sample are interviewed using an RDD landline sample, with the other half conducted using an RDD mobile phone sample, this ensures 98% coverage of the population reaching landline only households, mobile only households and those with both a landline and a mobile.
- Interviews were conducted across the country and the results weighted to the profile of all adults. A further past vote weighting is included that takes the current recall for how people voted at the last election, compares this to the actual results, and weights the data to halfway between the two.
- Vote intention results are based on those who will actually go and vote, using a 10 point scale, where 1 is not at all likely and 10 is very likely, those rating 4 to 10 are included as being those who will actually go and vote.
- Finally, some people tell RED C that they intend to vote, and have a good past voting record, but say they don't know who they would vote for or refuse to answer the question. Whenever such people say which party they voted for in the last election, RED C ascribe 50% to the party they voted for previously. We have seen from analysis of past elections that this is the most likely outcome and this reallocation tries to overcome the effect of the “spiral of silence” where voters are do not want to admit who they will vote for.
- In all respects the poll was completed to the opinion polling guidelines set out by both ESOMAR and AIMRO.

Key Findings



- The latest RED C/Paddy Power poll for the Fiscal Stability Treaty sees a relatively stable proportion of voters suggesting they will vote Yes, with the proportion high enough to suggest that Treaty currently remains likely to be passed.
- However it does suggest a slight shift towards more undecided voters away from the Yes camp, when compared to the last RED C poll a week ago.
- In today's poll, just under two thirds of the population (59%) claim they will definitely go and vote in the Referendum, with 14% suggesting they will definitely not or are very unlikely to go and vote. RED C poll analysis excludes this 14% as previous analysis suggests they are very unlikely to vote.
- Half (50%) of all likely voters claim that they will vote yes to ratify the treaty, 31% claim they will vote No and 19% remain undecided. When these 'undecided' voters are excluded, the 'Yes' side secures 62% of the vote and 38% are left voting No.
- The greatest support for the treaty lies primarily among older, 55+ age groups, higher social grades and those residing in Dublin and ROL.
- 18-24 year olds and those from Conn/Ulster are most likely 'no' vote supporters and would take some effort to persuade otherwise, however even in these demographics when undecided voters are excluded the treaty would still be passed.
- Support by party allegiance shows a polarization, with Fianna Fáil, Fine Gael and Labour voters getting more likely to vote Yes for the referendum, while Sinn Fein and Independents are more likely to be 'No' vote supporters.

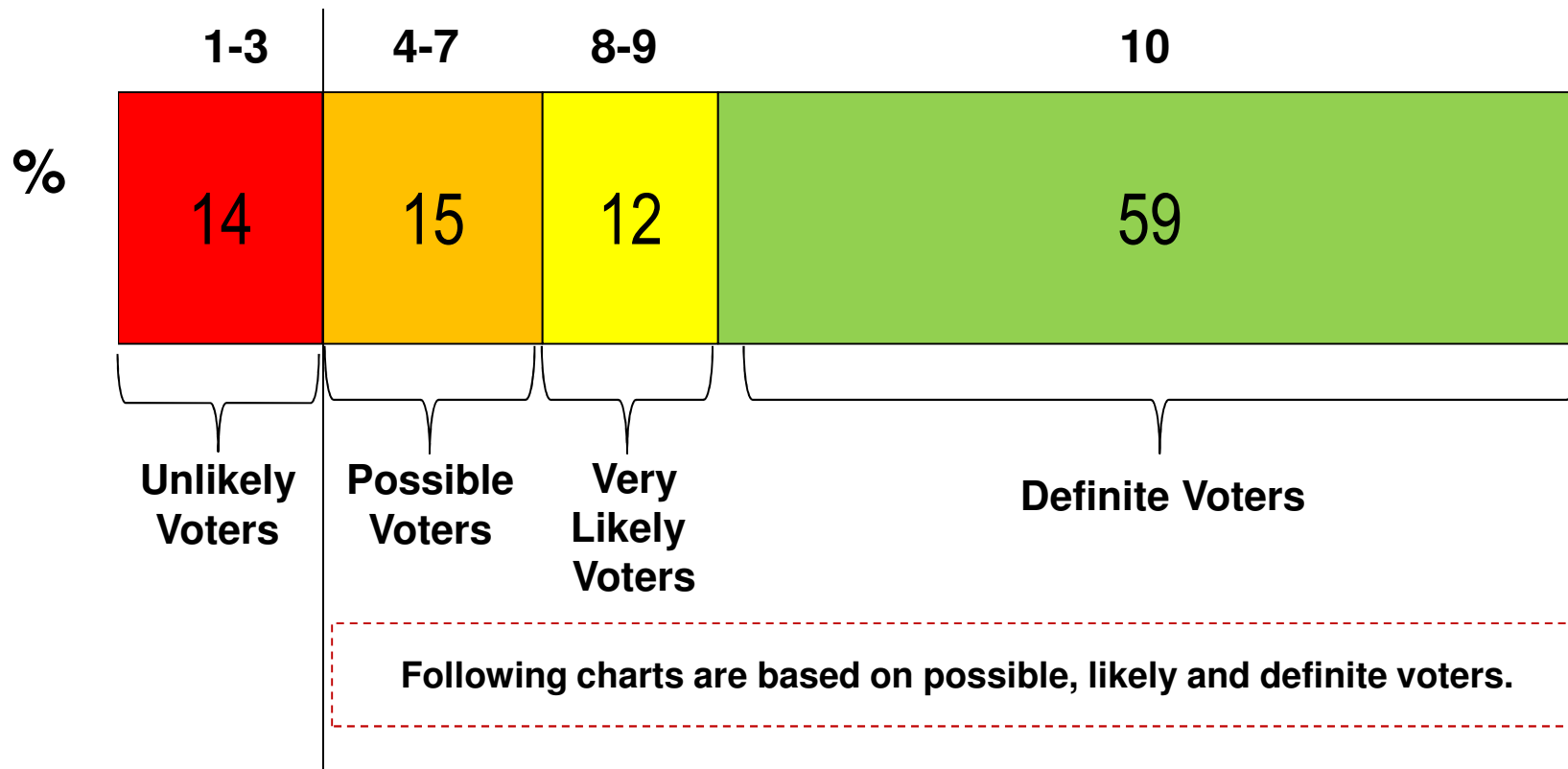
Likelihood to Vote in Fiscal Stability Treaty Referendum

(Base: All adults 18+/ all adults 18+ likely to vote)



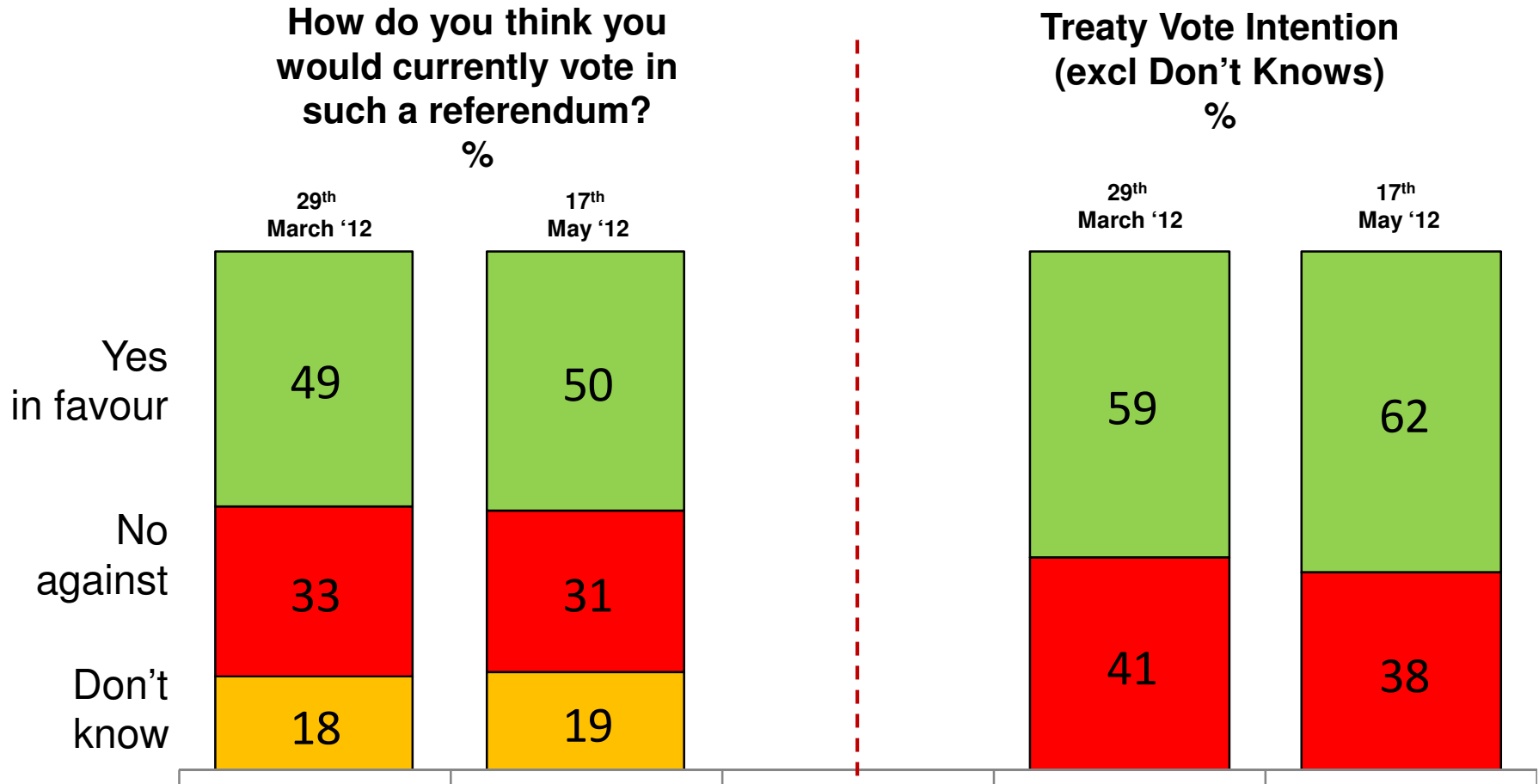
In any one referendum, turnout might be at only around 60% of all eligible to vote. It is important therefore that we control our voting intention questions by how likely people are to vote. RED C ask respondents to say how likely it is that they will go and vote using a ten point scale where 10 means they would be absolutely certain to vote and 1 means they would be certain not to vote. We then exclude anyone who gives a score of 1-3 from our voting intention calculations, as these people will not vote in an election anyway.

1 = Definitely Will Not Vote – 10 = Definitely Will Vote



Likely vote behaviour towards the European Treaty

(Base: All adults 18+/ all adults 18+ likely to vote)



Q. European Union country leaders have agreed on a new European Fiscal Stability Treaty in 2012, that would entail greater oversight by the EU over member states budgets. In the upcoming referendum, you will have the option to vote YES in favour of Ireland ratifying the treaty, or NO against Ireland ratifying the treat. How do you think you would currently vote in such a referendum?

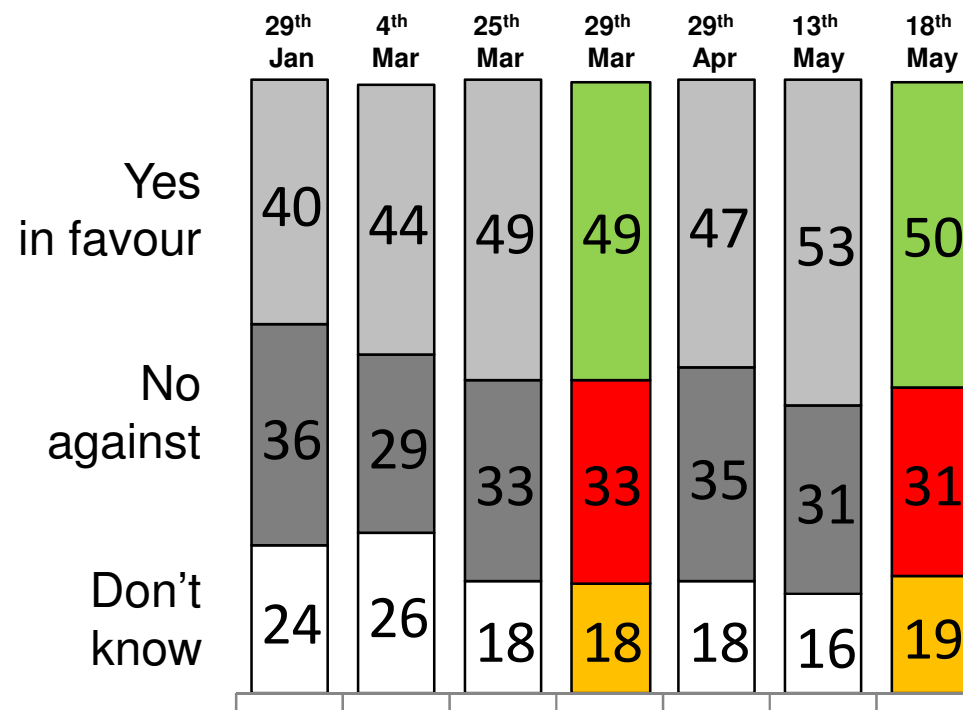
Paddy Power Referendum Poll In Context of all RED C polls

(Base: All adults 18+/ all adults 18+ likely to vote)



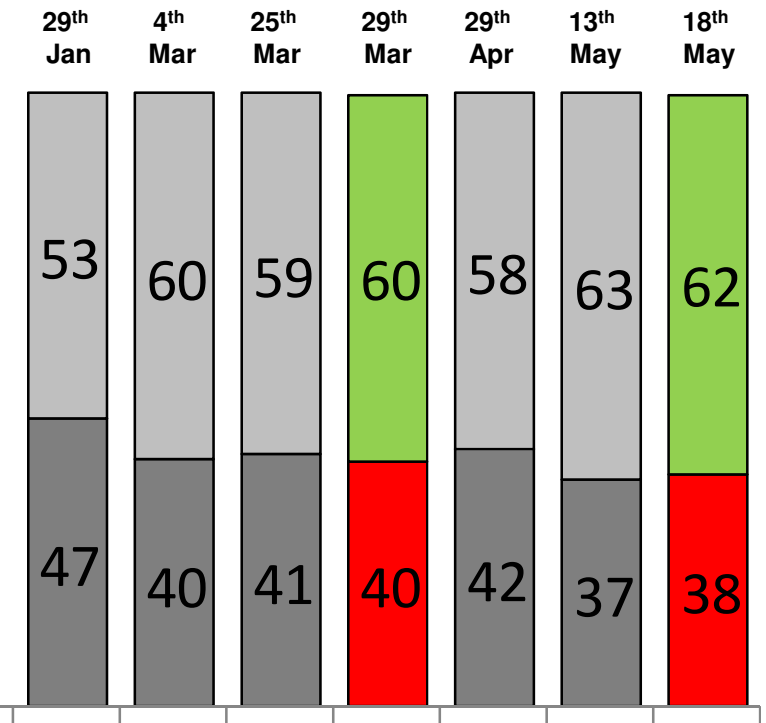
How do you think you would currently vote in such a referendum?

%



Treaty Vote Intention (excl Don't Knows)

%



Q. European Union country leaders have agreed on a new European Fiscal Stability Treaty in 2012, that would entail greater oversight by the EU over member states budgets. In the upcoming referendum, you will have the option to vote YES in favour of Ireland ratifying the treaty, or NO against Ireland ratifying the treat. How do you think you would currently vote in such a referendum?

***March 25th Onwards Includes Question about likelihood to vote**

How do you think you would currently vote in the EU Treaty referendum – excluding those not likely to vote?

(Base: All adults 18+ excluding those not likely to vote)



How do you think you would currently vote in such a referendum?	Total %	Gender		Age			Class			Region			
		Male %	Female %	18-34 %	35-54 %	55+ %	ABC1 %	C2DE %	F %	Dublin %	ROL %	Munster %	Conn/ Ulster %
Yes	50	53	48	44	49	58	57	41	70	53	54	49	43
No	31	33	29	36	31	25	24	40	14	30	28	31	35
Don't Know	19	14	23	20	20	17	19	19	16	17	18	20	22

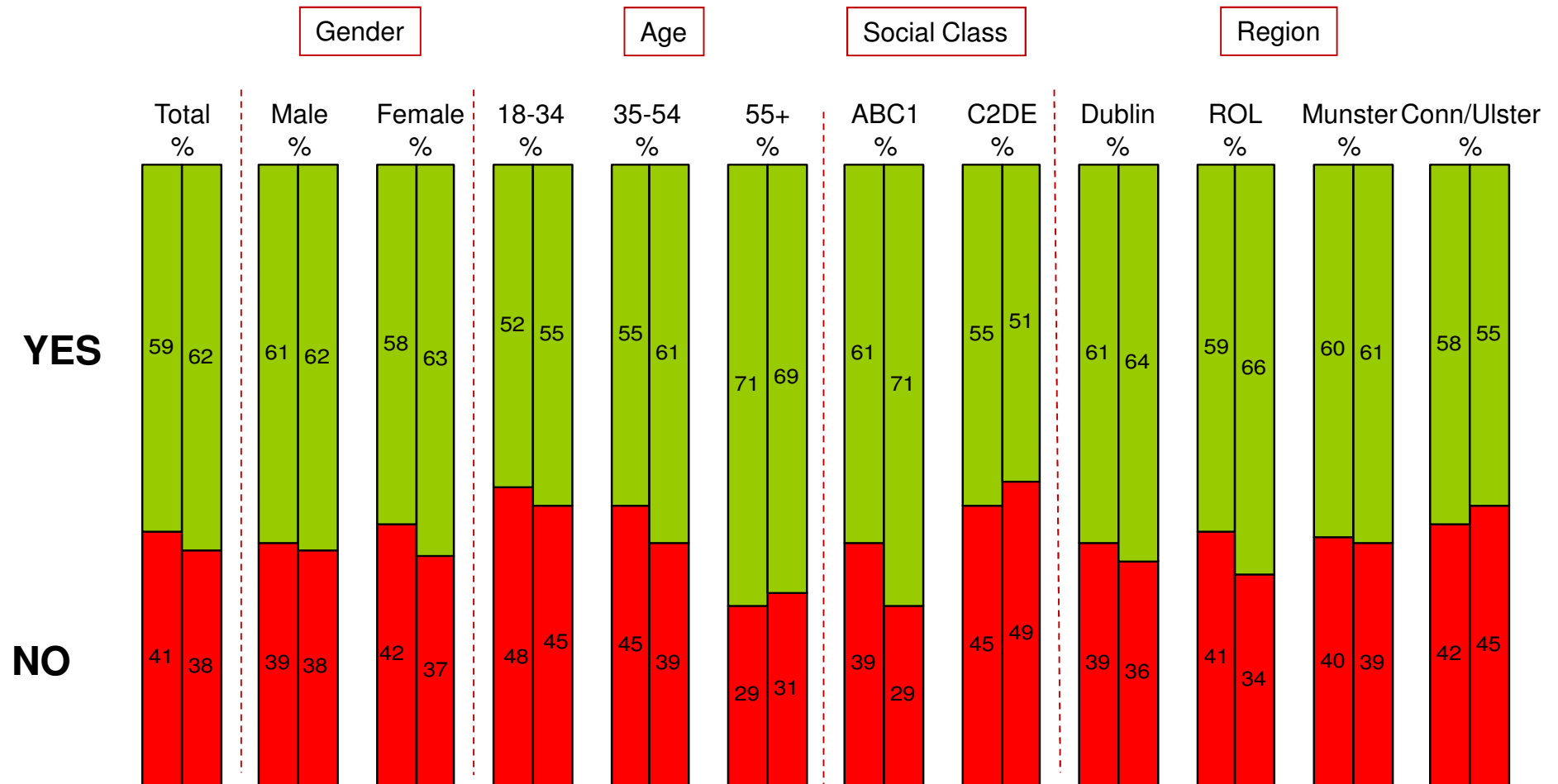
How do you think you would currently vote in such a referendum?	Total %	PARTY SUPPORT					
		Fianna Fail	Fine Gael	Labour	Sinn Fein	Ind.	Undecided
Yes	50	63	77	67	10	37	39
No	31	19	7	21	78	51	25
Don't Know	19	18	16	12	12	12	37

How do you think you would currently vote in the EU Treaty referendum – excluding Don't Knows and those not likely to vote?

(Base: All adults 18+ excluding those not likely to vote)



Mar '12 May '12



How do you think you would currently vote in the EU Treaty referendum – excluding Don't Knows and those not likely to vote?

(Base: All adults 18+ excluding those not likely to vote)



Mar '12 May '12

Current Party Support

