



**EUROPEAN  
MOVEMENT**  
IRELAND  
PRESIDENCY PROGRAMME 2013



# EU - Irish Presidency Poll

January 2013



Uachtaránacht na hÉireann ar  
Chomhairle an Aontais Eorpaigh  
Irish Presidency of the Council  
of the European Union  
[eu2013.ie](http://eu2013.ie)

# RED Express - Methodology



- 1,003 interviews were conducted by phone using a random digit dial sample to ensure all households, including ex-directory, are covered.
- Respondents were reached using a mix of RDD (random digit dial) landline sample and RDD mobile phone sample. This ensures we reach 98% of the population including mobile only households, landline only households and dual phone households.
- Quotas are set and final data weighted to known profiles on age, gender, class region and phone type to ensure that the sample is representative of the total Irish population aged 18+.
- Fieldwork conducted between 7<sup>th</sup> and 9<sup>th</sup> January 2013
- Sample profile as follows:

Gender		Age		Social Class	
Male	49%	18-24	12%	ABC1	41%
Female	51%	25-34	22%	C2DE	51%
		35-44	20%	F	8%
		45-54	17%		
		55-64	13%		
		65+	16%		

- Throughout the presentation we have used the following notations:

Higher than average



Lower than average



# Key Findings

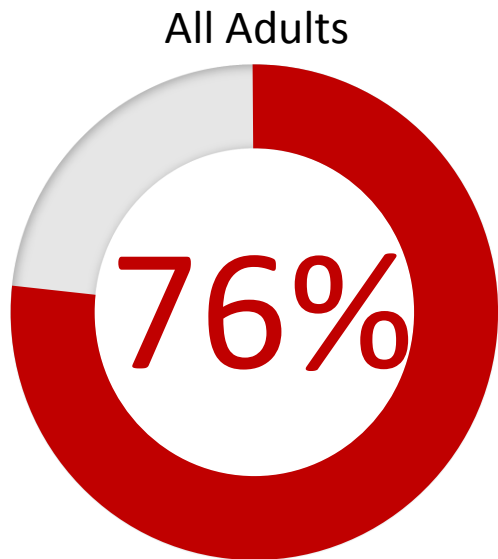


- The majority (76%) of Irish adults are aware that Ireland is holding the Presidency of the EU in 2013. Awareness is highest among older age groups, men and those in more up market social groups.
- Almost half of all adults in Ireland claim that they think of themselves as both Irish and European, with a further 6% stating they see themselves as European only. However the remainder 47% see themselves as Irish Only.
- Those who see themselves as both Irish and European are more likely to be men, those in more upmarket social classes, and those living outside of Leinster.
- The large majority of the Irish Population believe that Ireland should remain as part of the EU (85%) , and on balance believe that Ireland has benefited from being a member of the EU (83%).
- Those in more upmarket social class groups are generally more positive to the contribution of the EU, as are those in the Farming community; with those in lower social class groups somewhat less positive, but still with the majority in support.
- Only 1 in 4 of the population believe that Ireland should leave the Euro currency.
- A slightly higher proportion (29%) suggest that we should leave the EU if the UK were to leave it.
- Those in middle aged 35-44 year old age groups and those in Leinster outside of Dublin, give the highest level of support to leaving the euro, with the farming community the most supportive of the currency.

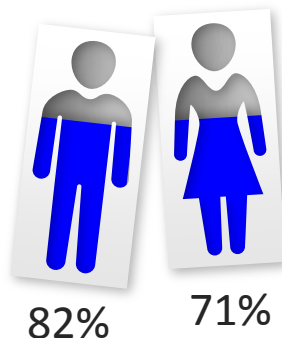
# Q1 - Awareness Of Ireland Holding Presidency Of EU In 2013

Are you aware or not that Ireland will hold the Presidency of the EU in 2013?

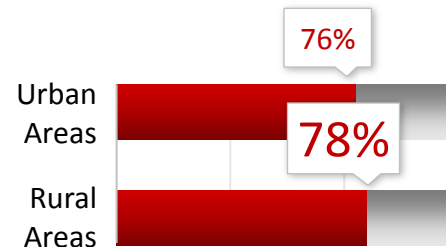
(Base: All Adults aged 18+ - 1,003)



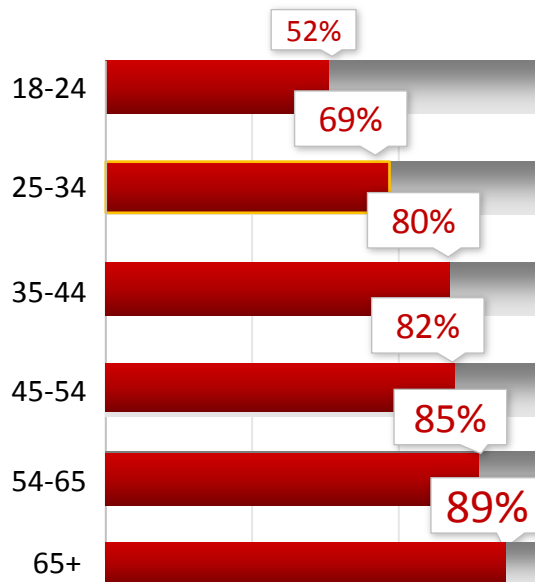
### Gender



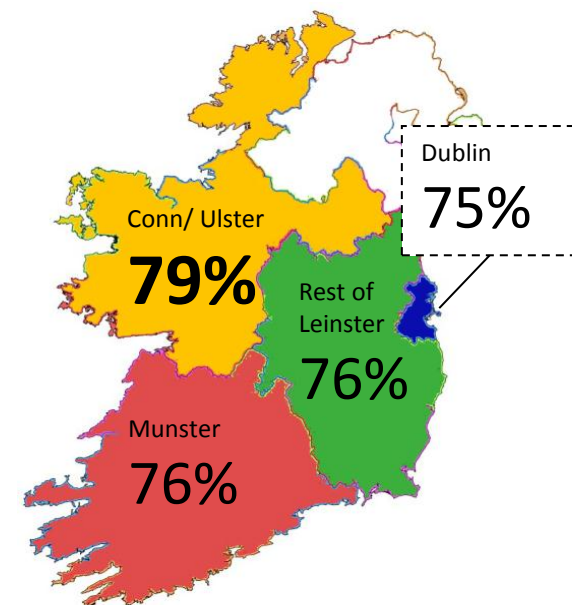
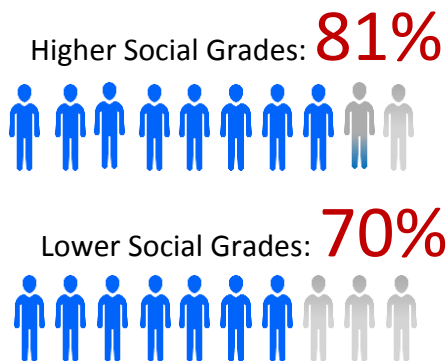
### Region



### Age



### Social Class



## Q2 - View of Nationality Felt By Respondent

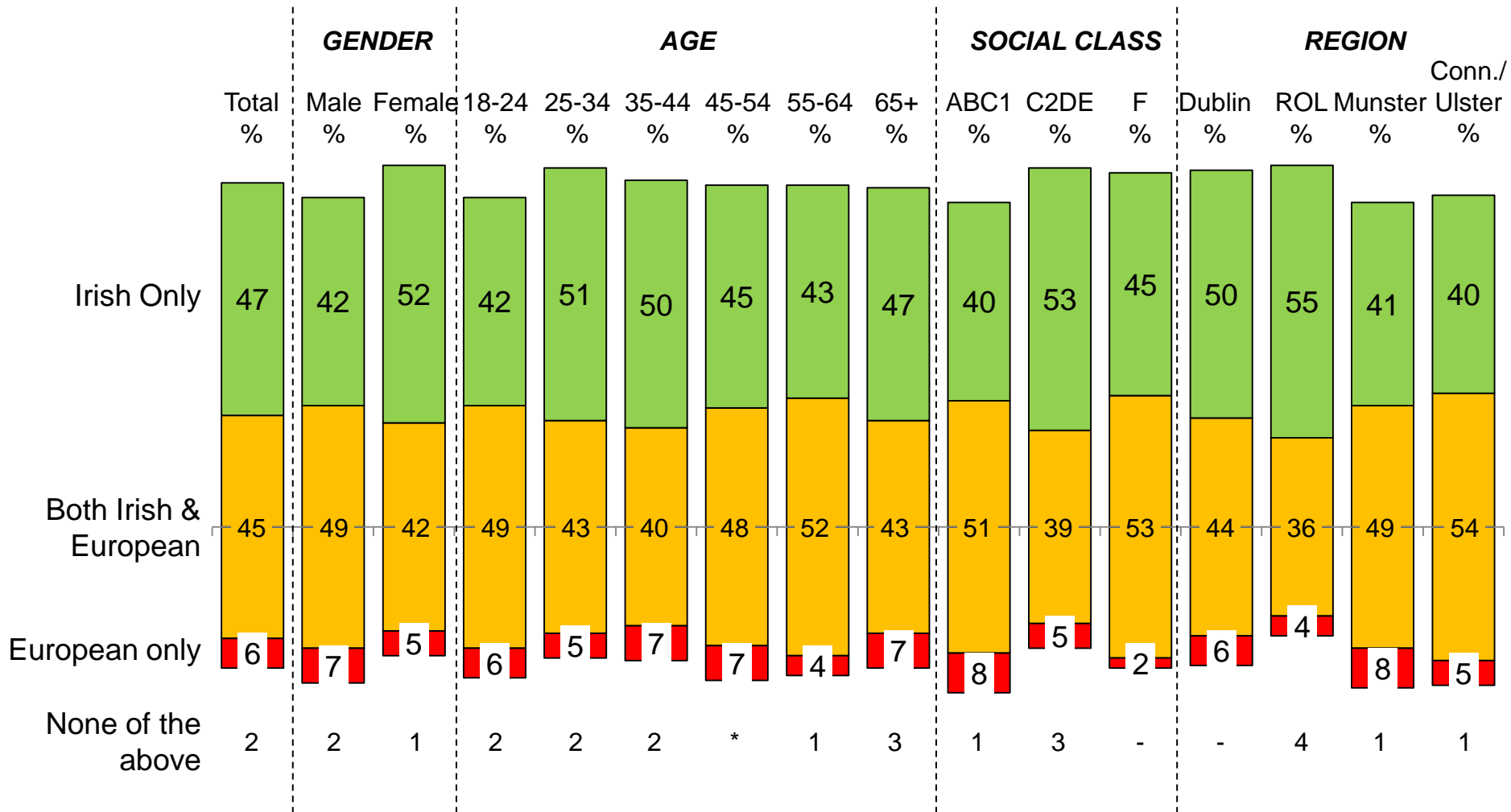
Generally speaking, do you see yourself as Irish only, Irish and European, or European only?

(Base: All Adults aged 18+ - 1,003)



# View of Nationality Felt By Respondent

(Base: All Adults aged 18+ - 1,003)



(Q.2)

# Q3 - Agreement To Statements on EU - Summary



Now I am going to read out some statements that other people have made about Ireland and the EU, and I would like you to tell me for each how much you agree or disagree with each statement

(Base: All Adults aged 18+ - 1,003)

Agree

Ireland should remain part of the EU



85%

Taking everything into consideration, Ireland has on balance benefited from being a member of the EU



83%

Ireland should leave the Euro



25%

If the UK were to leave the EU, Ireland should leave too



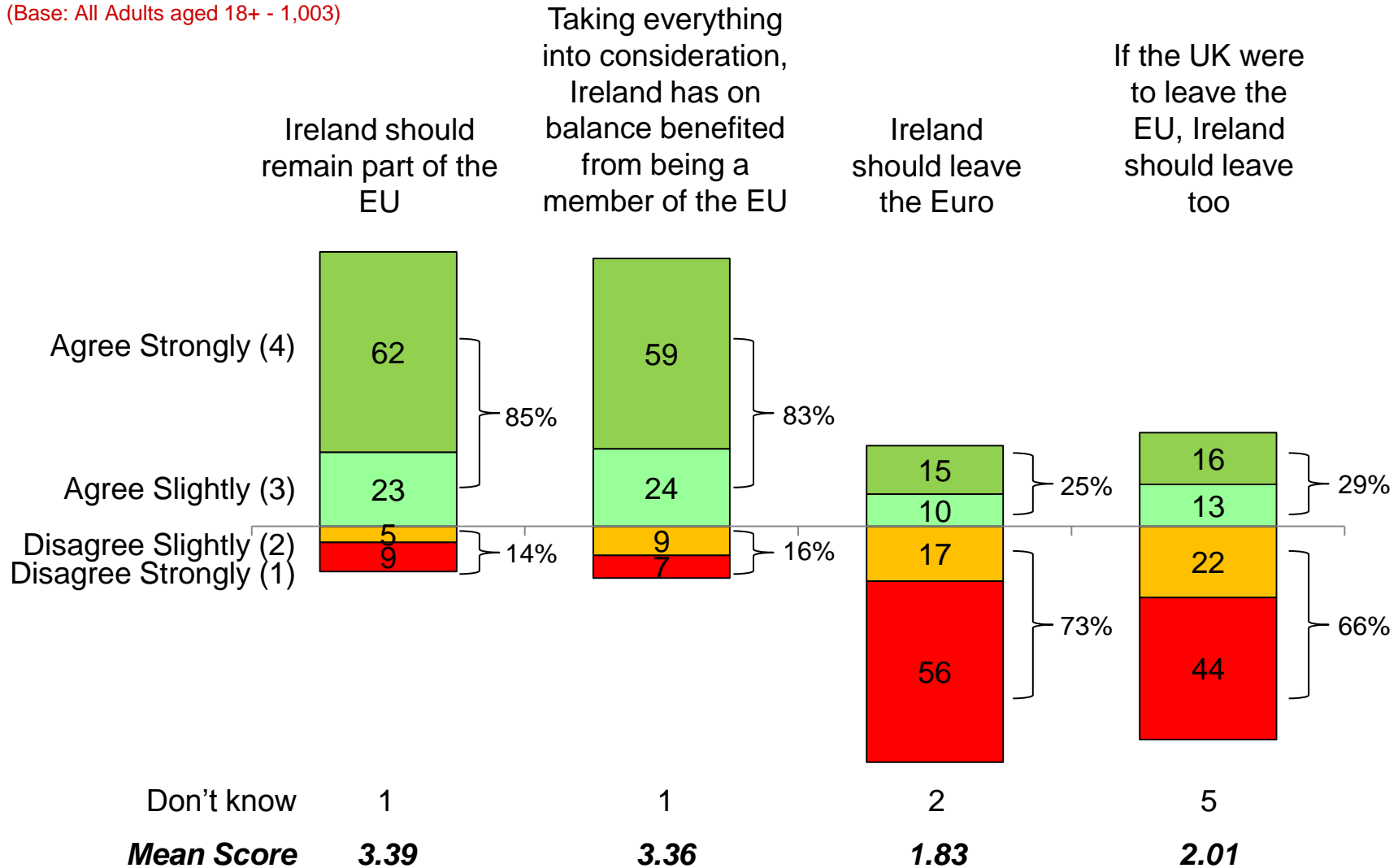
29%

# Attitudes Towards Ireland And The EU



Now I am going to read out some statements that other people have made about Ireland and the EU, and I would like you to tell me for each how much you agree or disagree with each statement

(Base: All Adults aged 18+ - 1,003)



(Q 3)



# Attitudes Towards Ireland And The EU X Demographics - I



(Base: All Adults aged 18+ - 1,003)

		GENDER		AGE					
% AGREE	TOTAL %	Male %	Female %	18-24 %	25-34 %	35-44 %	45-54 %	55-64 %	65+ %
Ireland should remain part of the EU	85	87	84	89	87	78	85	87	86
Ireland has benefitted from being part of the EU	83	85	81	82	84	81	87	82	82
Ireland should leave the Euro	25	24	26	25	23	34	27	18	19
If the UK were to leave the EU, Ireland should leave too	29	26	32	24	23	38	26	31	31

(Q 3)

# Attitudes Towards Ireland And The EU X Demographics - II



(Base: All Adults aged 18+ - 1,003)

		SOCIAL CLASS			REGION			
<b>% AGREE</b>	<b>TOTAL %</b>	ABC1 %	C2DE %	F %	Dublin %	Rest Of Leinster %	Munster %	Conn./ Ulster %
Ireland should remain part of the EU	<b>85</b>	89	80	98	88	79	88	86
Ireland has benefitted from being part of the EU	<b>83</b>	86	76	98	86	78	85	83
Ireland should leave the Euro	<b>25</b>	21	31	4	20	31	23	25
If the UK were to leave the EU, Ireland should leave too	<b>29</b>	28	32	15	26	34	28	29

(Q 3)

# European Movement Ireland



Founded in 1954, European Movement Ireland (EM Ireland) is an independent, not-for-profit, membership-based organisation working to develop the connection between Ireland and Europe and to ensure that European issues are discussed in Ireland in a reasoned, robust and fair manner

Based in Dublin, EM Ireland have a broad range of events, projects and activities planned over the course of Irish Presidency of the Council of the EU

For more information on this poll, and on all of EM Ireland's work, please contact the office on 01 662 5815 or email [presidency@europeanmovement.ie](mailto:presidency@europeanmovement.ie).

Alternatively, visit the website [www.europeanmovement.ie](http://www.europeanmovement.ie).