



# **Voting Intention Regional Analysis**

20<sup>th</sup> Feb 2011

**THE SUNDAY BUSINESS POST**  
IRELAND'S FINANCIAL, POLITICAL AND ECONOMIC NEWSPAPER



## Methodology and Weighting

RED C interviewed a random sample of over 4,000 adults aged 18+ by telephone across four surveys between the 1<sup>st</sup> Feb and the 17<sup>th</sup> Feb.

A random digit dial (RDD) method is used to ensure a random selection process of households to be included – this also ensures that ex-directory households are covered.

Half of the sample are interviewed using an RDD landline sample, with the other half conducted using an RDD mobile phone sample, this ensures 98% coverage of the population reaching landline only households, mobile only households and those with both a landline and a mobile.

Interviews were conducted across the country and the results weighted to the profile of all adults. A further past vote weighting is included that takes the current recall for how people voted at the last election, compares this to the actual results, and weights the data to halfway between the two.

Finally vote intention results are based on those who will actually go and vote, using a 10 point scale, where 1 is not at all likely and 10 is very likely, those rating 4 to 10 are included as being those who will actually go and vote.

## **Fine Gael gains outside of Dublin.**

Regional Poll Analysis –20<sup>th</sup> Feb 2010

A regional update of the polls, including the latest poll published on the 20<sup>th</sup> February, suggest that gains for Fine Gael are coming from outside Dublin. The party sees support rise in both the Rest of Leinster by 2% and Munster by 3% in the four poll analysis. In Dublin however the party remains static with no improvements seen.

This also means that Labour continues to hold pretty good support in Dublin, and has not fallen back here significantly. Instead the declines for Labour appear to be more seen in Connaught and Ulster, where historically they have had a weaker presence. But also in the Rest of Leinster outside of Dublin, where the latest polls sees a real drop for the party.

Fianna Fail lose out a little in the Rest of Leinster, with Sinn Fein making some gains here. But on the other hand they make small improvements in Dublin and Connaught/Ulster.

Sinn Fein fall back in Munster but make up for this with gains in Leinster, while the green party improve slightly in Dublin where they have the best chance of retaining a seat.

## First Preference Core Figures by Region

(Base: All likely voters 18+ across 4 surveys – base 3568 likely voters)

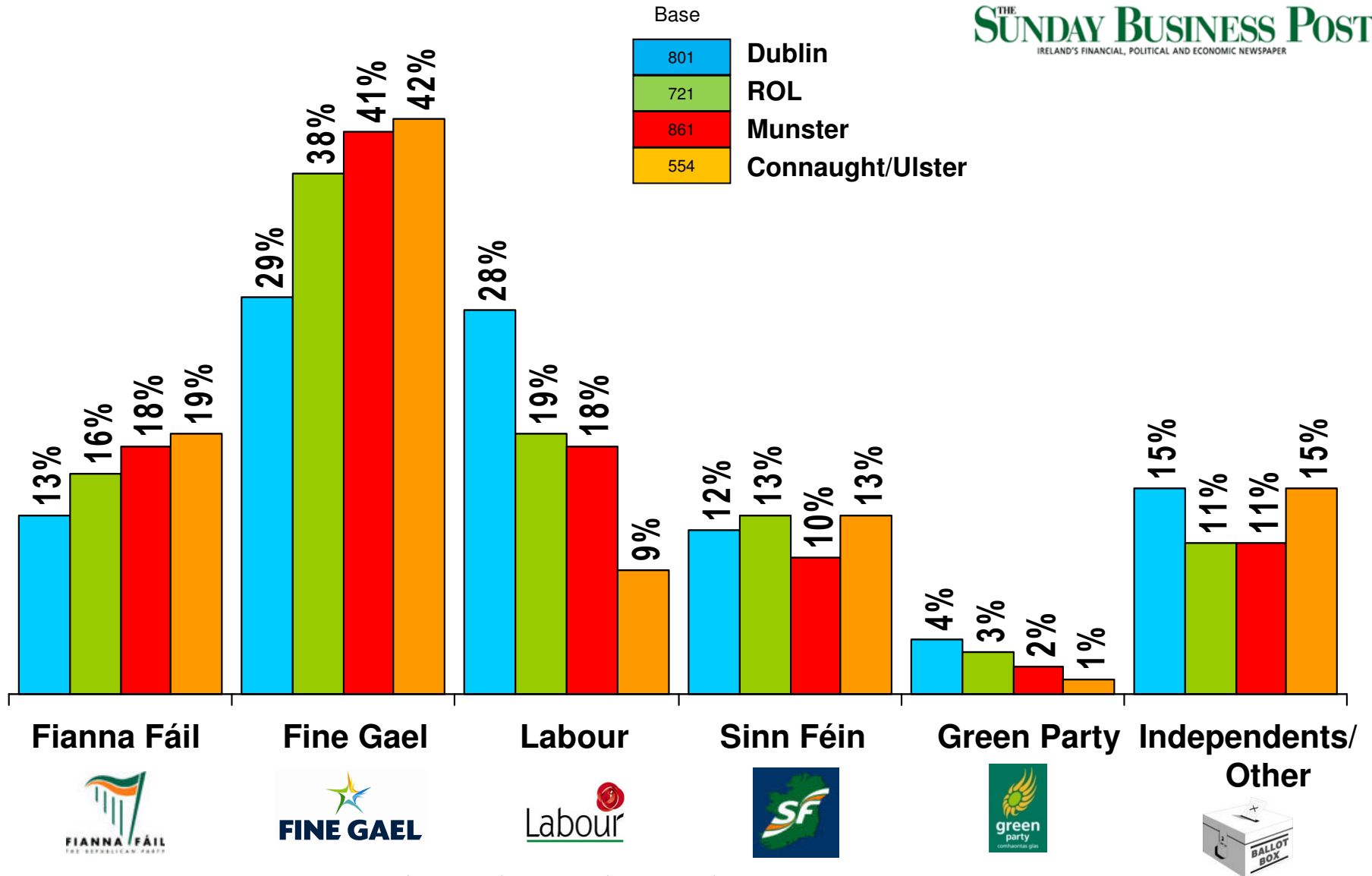


| <b>CURRENT FIRST PREFERENCE SUPPORT</b> |               |                             |                |                              |
|---|---------------|-----------------------------|----------------|------------------------------|
|   | <b>Dublin</b> | <b>Rest of<br/>Leinster</b> | <b>Munster</b> | <b>Connaught/<br/>Ulster</b> |
| <b>Sample Size</b>                      | <b>1043</b>   | <b>901</b>                  | <b>1021</b>    | <b>648</b>                   |
|   | <b>%</b>      | <b>%</b>                    | <b>%</b>       | <b>%</b>                     |
| <b>Fine Gael</b>                        | <b>22</b>     | <b>30</b>                   | <b>34</b>      | <b>36</b>                    |
| <b>Labour</b>                           | <b>21</b>     | <b>15</b>                   | <b>15</b>      | <b>8</b>                     |
| <b>Fianna Fáil</b>                      | <b>10</b>     | <b>13</b>                   | <b>15</b>      | <b>16</b>                    |
| <b>Sinn Féin</b>                        | <b>10</b>     | <b>9</b>                    | <b>9</b>       | <b>13</b>                    |
| <b>Green Party</b>                      | <b>3</b>      | <b>2</b>                    | <b>2</b>       | <b>1</b>                     |
| <b>Independents/<br/>Others</b>         | <b>11</b>     | <b>10</b>                   | <b>9</b>       | <b>11</b>                    |
| <b>Undecided</b>                        | <b>23</b>     | <b>21</b>                   | <b>16</b>      | <b>15</b>                    |

Figures based on aggregate of past four RED C polls –PP 2<sup>nd</sup> Feb, SBP 6<sup>th</sup> Feb, SBP 13<sup>th</sup> Feb, SBP 20<sup>th</sup> Jan,

# First Preference Vote Intention by Region

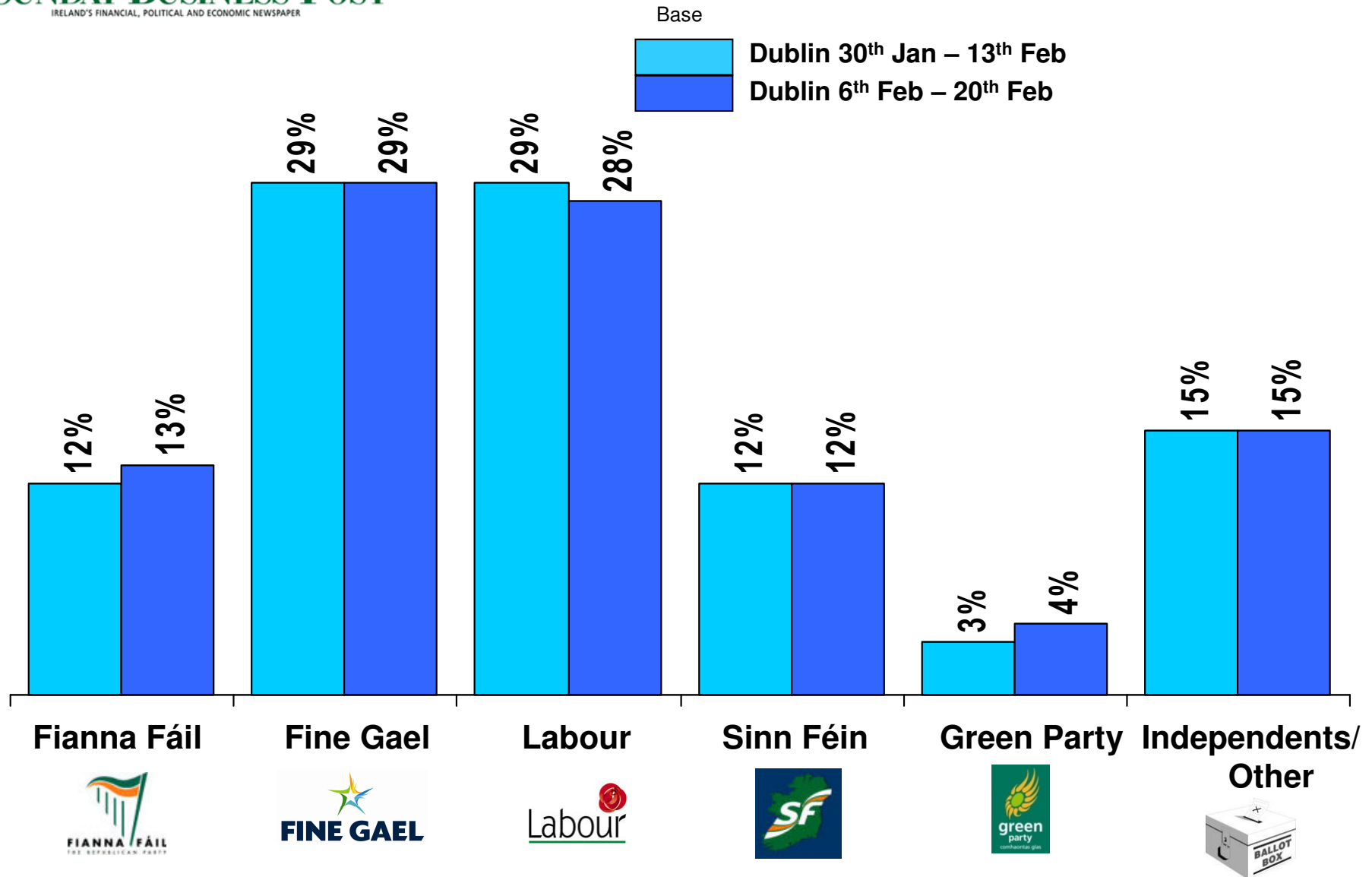
(Base: All likely voters 18+ across 4 surveys – base 2937 likely voters across published 2<sup>nd</sup>, 6<sup>th</sup>, 13<sup>th</sup> and 20<sup>th</sup> Feb)



Figures based on aggregate of past four RED C polls –PP 2<sup>nd</sup> Feb, SBP 6<sup>th</sup> Feb, SBP 13<sup>th</sup> Feb, SBP 20<sup>th</sup> Jan,

# First Preference Vote Intention by Region - DUBLIN

(Base: All likely voters 18+ across 4 surveys – base 2937 likely voters across published 2<sup>nd</sup>, 6<sup>th</sup>, 13<sup>th</sup> and 20<sup>th</sup> Feb)

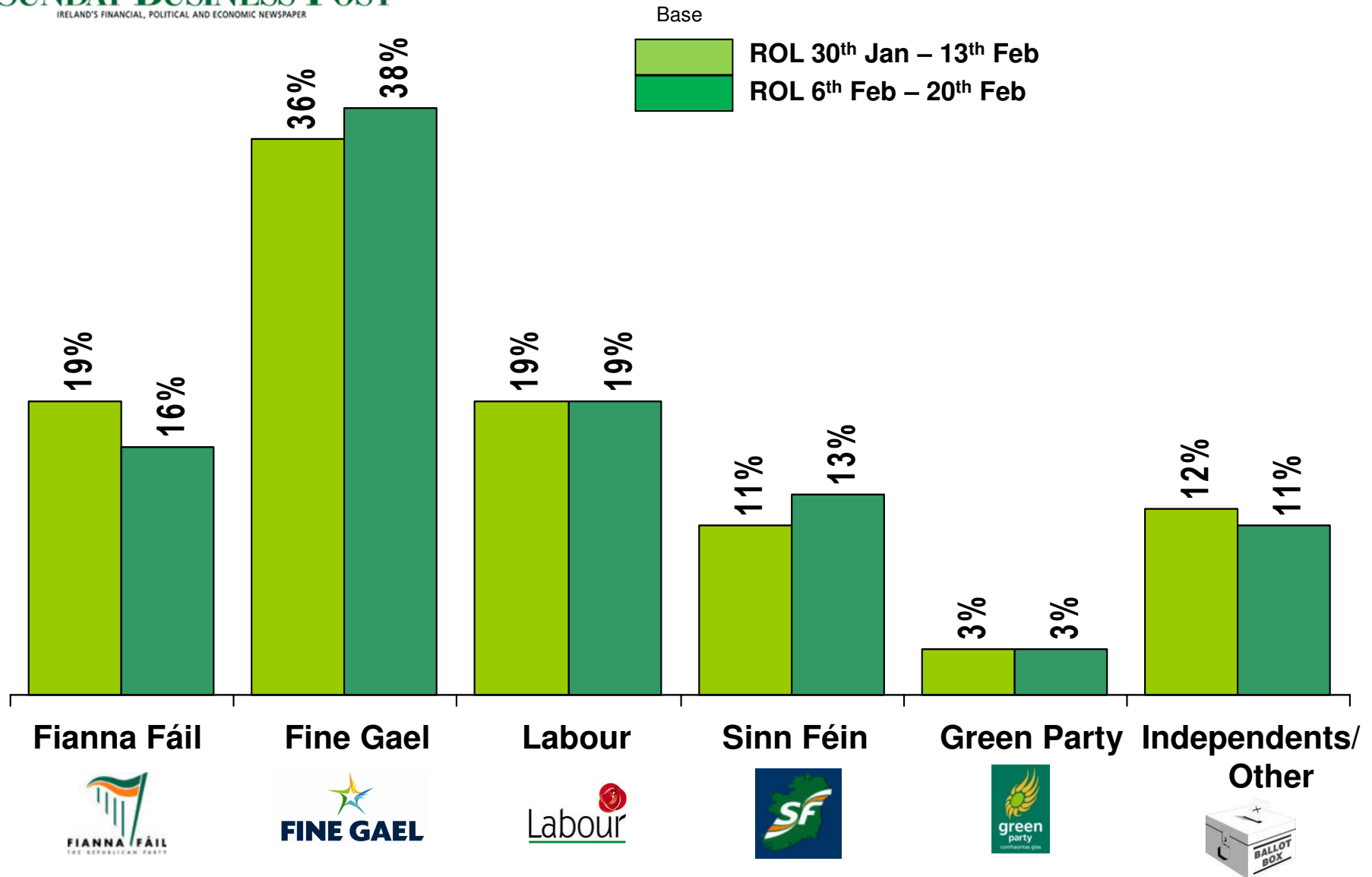


Figures based on aggregate of past four RED C polls –PP 2<sup>nd</sup> Feb, SBP 6<sup>th</sup> Feb, SBP 13<sup>th</sup> Feb, SBP 20<sup>th</sup> Jan,



# First Preference Vote Intention by Region - ROL

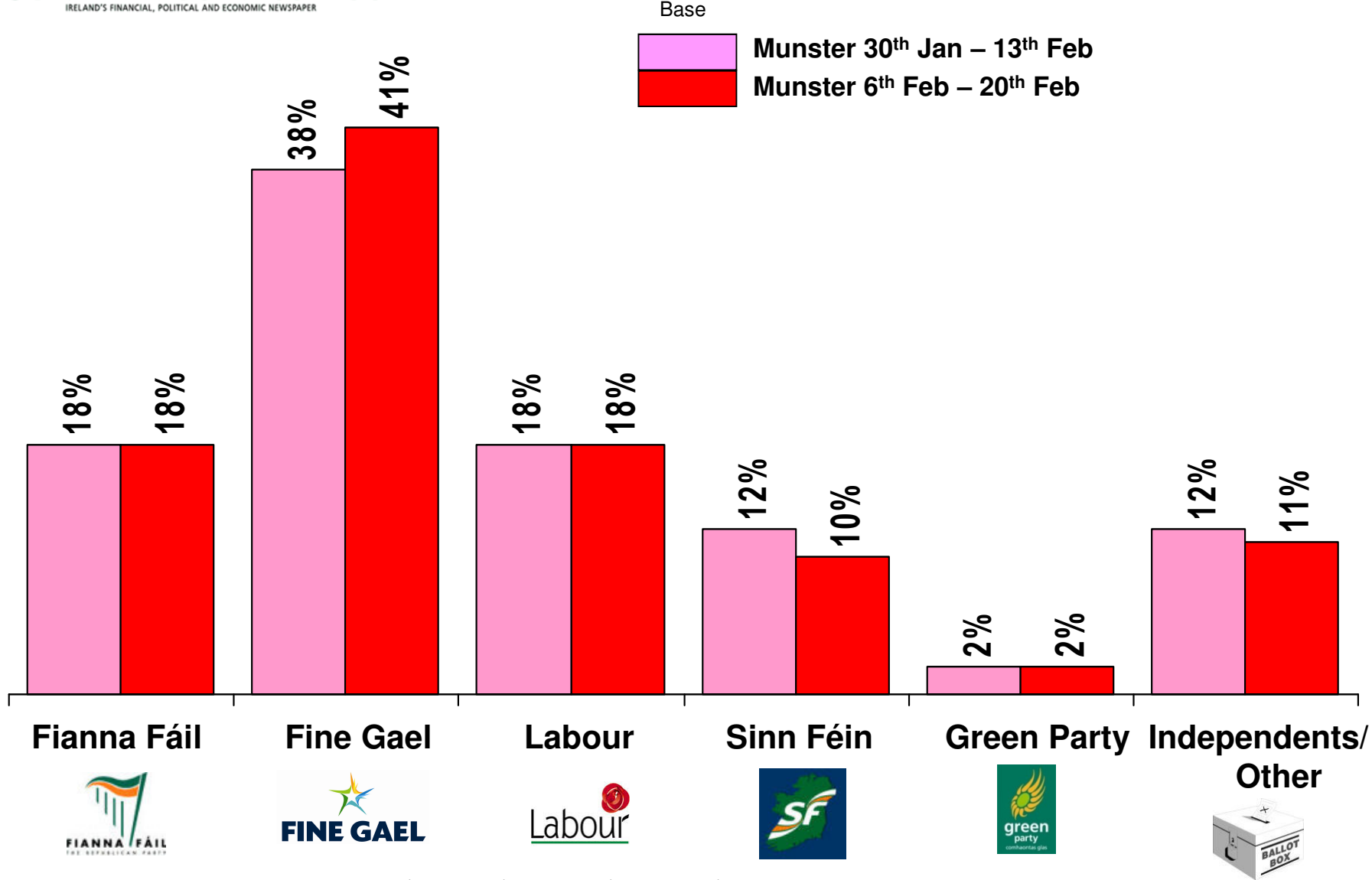
(Base: All likely voters 18+ across 4 surveys – base 2937 likely voters across published 2<sup>nd</sup>, 6<sup>th</sup>, 13<sup>th</sup> and 20<sup>th</sup> Feb)



Figures based on aggregate of past four RED C polls –PP 2<sup>nd</sup> Feb, SBP 6<sup>th</sup> Feb, SBP 13<sup>th</sup> Feb, SBP 20<sup>th</sup> Jan,

# First Preference Vote Intention by Region - MUNSTER

(Base: All likely voters 18+ across 4 surveys – base 2937 likely voters across published 2nd, 6th, 13th and 20th Feb)

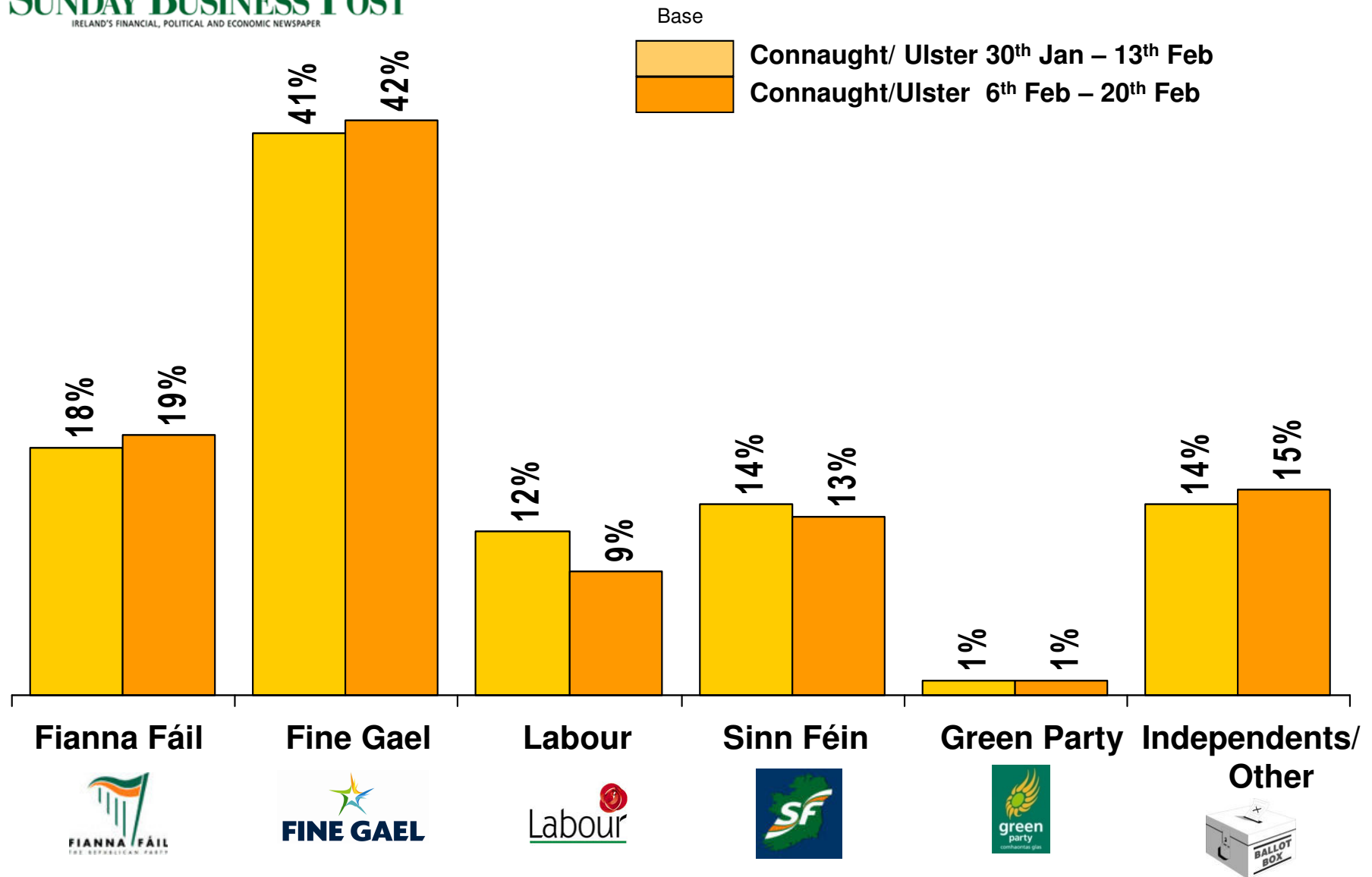


Figures based on aggregate of past four RED C polls –PP 2<sup>nd</sup> Feb, SBP 6<sup>th</sup> Feb, SBP 13<sup>th</sup> Feb, SBP 20<sup>th</sup> Jan,



# First Preference Vote Intention by Region – CONNAUGHT/ULSTER

(Base: All likely voters 18+ across 4 surveys – base 2937 likely voters across published 2<sup>nd</sup>, 6<sup>th</sup>, 13<sup>th</sup> and 20<sup>th</sup> Feb)



Figures based on aggregate of past four RED C polls –PP 2<sup>nd</sup> Feb, SBP 6<sup>th</sup> Feb, SBP 13<sup>th</sup> Feb, SBP 20<sup>th</sup> Jan,